

BAUER

Solartechnik GmbH

BS-M10HBB 395 - 405 W



PERFORMANCE GUARANTEE

20 years of product warranty and a linear performance guarantee over a period of 25 years



CERTIFICATION

Permanent in-house quality control, multiple certifications by accredited inspection bodies



EFFICIENCY

High efficiency for optimum yield - innovations directly influence the production process



POSITIVE POWER TOLERANCE

Exclusive delivery of solar modules with positive power tolerance only



PERC HALF-CELL TECHNOLOGY

Double the amount of cells on the same surface area reduces power loss in case of e.g. shadowing



WEATHERPROOF

Standardized mechanical load test guards against damage from wind and weather



GERMAN GUARANTOR

In case of need it is ensured that a German company assumes the claim settlement



SAFETY

High-quality components ensure maximum protection in all weather conditions



PID TEST

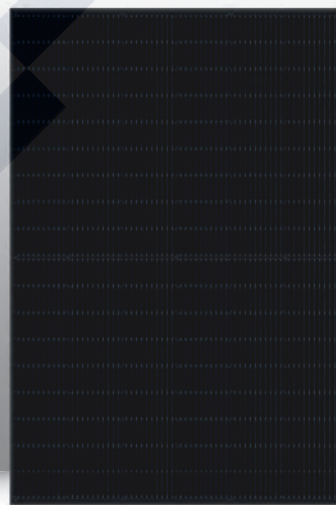
The solar cells of our high performance modules are tested for PID




REINSURANCE COVERAGE

The cooperation with the insurance company is guaranteeing even higher levels of financial stability & reliability - BAUER is insured for 12 years of the product's warranty and 25 years of the product's performance guarantee

BS-M10HBB



FRONTSIDE



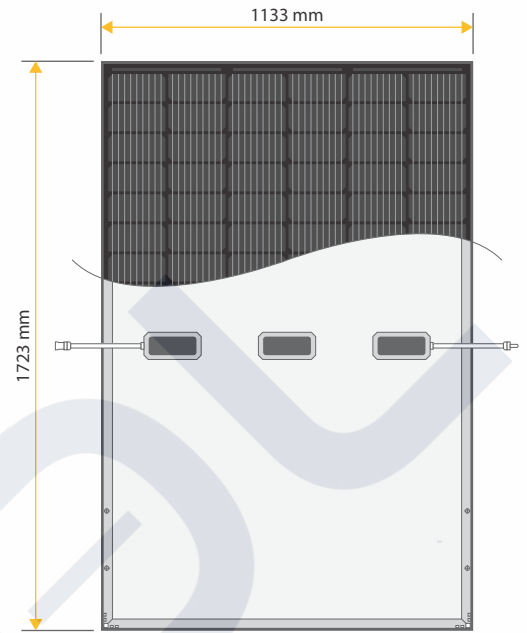
BACKSIDE

PROVEN & GUARANTEED BY
BAUER SOLARTECHNIK
HIGH QUALITY STANDARDS BY GERMAN ENGINEERS

BS-M10HBB 395 - 405 W

MECHANICAL DATA

Module dimensions	1723 x 1133 x 35 mm
Weight	21,7 kg
Frame	anodized aluminium alloy (black)
Frontside	Glass with anti-reflection technology
Embedding material	EVA
Backside	Foil (black)
Solar cells	108 monocrystalline PERC half-cells
Connection	IP ≥ 68, 3 bypass diodes
Cable & connector	1x4 mm ² , 1300 mm, MC4 compatible



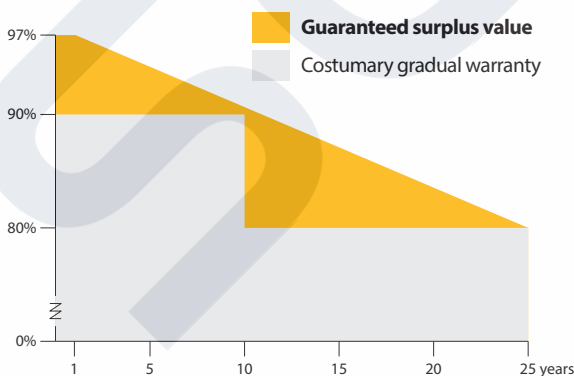
OPERATIONAL CONDITIONS

Operating temperature	-40 to 85°C
Static load	5400 Pa (snow/wind)
Hail	Ø 25 mm at 23 m/s

ELECTRICAL DATA¹

		BS-395-M10HBB	BS-400-M10HBB	BS-405-M10HBB
Maximum power	P _{max} (W)	395	400	405
Power output tolerance	P _{max} (%)	0 ~ +3	0 ~ +3	0 ~ +3
Open circuit voltage	V _{oc} (V)	37,03	37,20	37,36
Short circuit current	I _{sc} (A)	13,59	13,68	13,78
Voltage at max. power	V _{mpp} (V)	31,00	31,17	31,36
Current at max. power	I _{mpp} (A)	12,75	12,84	12,92
Module efficiency	η _m (%)	20,23	20,49	20,75
Nominal operating cell temperature	NOCT (°C)	45 ± 2		
Temperature coefficient of V _{oc}	T _k (V _{oc})	-0,270 %/°C		
Temperature coefficient of I _{sc}	T _k (I _{sc})	+0,048 %/°C		
Temperature coefficient of P _{mpp}	T _k (P _{mpp})	-0,320 %/°C		
Maximum system voltage DC (TÜV)	(V)	1000		
Maximum series fuse rating	(A)	30		



LINEAR PERFORMANCE GUARANTEE



WARRANTY CONDITIONS²

Product warranty	20 years
Performance guarantee	25 years (min. 80% after 25 years)

QUALIFICATION & CERTIFICATION

IEC 61215	 
IEC 61730	

PACKAGING UNITS

Modules per pallet	31 pcs
Modules per truck	806 pcs

¹Values under Standard Test Conditions (STC): air mass 1,5 AM, irradiance 1000 W/m², cell temperature 25°C. STC measuring tolerance: ±3 % (P_{max}), ±10 % (V_{max}, I_{mpp}, V_{OC}, I_{SC}). ²Nominal value is specified in the written warranty conditions. A possible light-induced degradation in power is not taken into account. The beneficiary under the reinsurance policy of MunichRe is solely Bauer Energiekonzepte GmbH. Please contact us to get information on how this insurance coverage benefits you as a customer. Note: Please read safety instructions and installation manual before using this product. Subject to change. © 2020 Bauer Energiekonzepte GmbH. Effective 6th of april 2021.

